



Effective monthly control of:

- ▼ **Adult fleas** ▼ **Flea eggs** ▼ **Flea larvae** ▼ **Flea pupae**

- ▼ **Kills fleas within 6 hours**
- ▼ **Kills fleas that may transmit disease, including bartonellosis, tapeworm and tularemia**
- ▼ **Kills fleas that may cause flea allergy dermatitis and anemia**
- ▼ **Patented applicator makes it easier to apply and minimizes risk of skin abrasion**
- ▼ **Quick drying, non-greasy**
- ▼ **Easy spot-on topical application**
- ▼ **Satisfaction guaranteed or your money back**

AVAILABLE FROM LICENSED VETERINARIANS

ACTIVE INGREDIENTS:
Dinotefuran 22.00%
Pyriproxyfen 3.00%
OTHER INGREDIENTS .. 75.00%
TOTAL 100.00%

KEEP OUT OF REACH OF CHILDREN
WARNING
READ ENTIRE LABEL BEFORE EACH USE

For additional information, contact us at 1-800-999-0297 or contact.us@ceva.com

PRECAUTIONARY STATEMENTS

HAZARDS TO HUMANS

WARNING: Causes substantial, but temporary eye injury. DO NOT get in eyes or on clothing. Avoid contact with skin. Wash thoroughly with soap and water after handling and before eating, drinking, chewing gum, using tobacco products, or using the toilet. Remove and wash contaminated clothing before reuse.

HAZARDS TO DOMESTIC ANIMALS

For external use only on cats and kittens 2 to 9 lbs and over 8 weeks of age (0.8ml)

For external use only on cats 9 lbs and over, and over 8 weeks of age (1.2ml)

Do not use this product on debilitated, aged, medicated, pregnant or nursing animals, or animals known to be sensitive to pesticide products without first consulting a veterinarian.

FIRST AID

If in eyes:	Hold eye open and rinse slowly and gently with water for 15 - 20 minutes. Remove contact lenses, if present, after the first 5 minutes, then continue rinsing. Call a poison control center or doctor for treatment advice.
If swallowed:	Call a poison control center or doctor immediately for treatment advice. Have person sip a glass of water if able to swallow. Do not induce vomiting unless told to do so by a poison control center or doctor. Do not give anything to an unconscious person.
If on skin or clothing:	Take off contaminated clothing. Rinse skin immediately with plenty of water for 15 - 20 minutes. Call a poison control center, doctor, or 1-800-999-0297 or after 6 pm EST call 1-888-426-4435 immediately for treatment advice.

Have the product container or label with you when calling a poison control center or doctor or going for treatment. You may contact 1-800-999-0297 or after 6 pm EST call 1-888-426-4435 for emergency medical information.

SIDE EFFECTS:

Monitor your cat after application. Individual sensitivity, such as slight transitory redness, erythema, scratching, pruritus or other signs of discomfort at the site of application, may occur after using ANY pesticide product for cats. If signs of sensitivity occur, bathe your cat with mild soap or shampoo and rinse with large amounts of water. If signs of individual animal sensitivity occur and persist, contact your veterinarian. Gastrointestinal signs such as vomiting or diarrhea have also been reported, if these or other side effects occur, consult your veterinarian or call us at 1-800-999-0297. Have the product container or label with you when calling your veterinarian for advice.

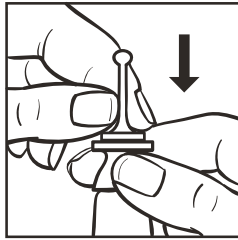
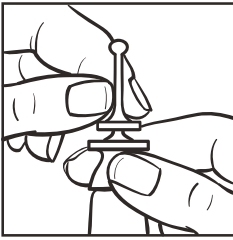
DIRECTIONS FOR USE

It is a violation of Federal law to use this product in a manner inconsistent with its labeling. [Precaución al consumidor: si usted no lee ingles, no use este producto hasta que la etiqueta le haya sido explicada ampliamente. (To the User: If you cannot speak English, do not use this product until the label has been fully explained to you.)]


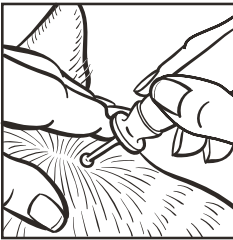
Use Restriction: Use only on cats. Do not have contact or allow children to have contact with treated areas until treatment is completely dry.

HOW TO APPLY:

1. Remove applicator from package.
2. The cat should be standing or in a comfortable position for easy application.
3. Holding the tube (applicator) upright, pointing away from face, place thumb and index finger around the applicator tip under the large disk. With other hand, grasp the stem of the applicator tip above small disk. Press down firmly on small disk until both disks meet, piercing the seal. (See Illustration)



4. Part the hair down to the level of the skin and slowly apply the product at the base of the cat's (or kitten's) head until the tube is completely empty, as shown in the diagram below. Avoid superficial application to the cat/kitten's hair.



5. Discard empty tube as outlined in the Storage and Disposal section.
6. Repeat every month or as recommended by your veterinarian.
7. For optimal treatment, control and prevention of adult fleas, flea eggs, flea larvae and flea pupae, year-round treatment is recommended.

STORAGE AND DISPOSAL

Do not contaminate water, food or feed by storage and disposal.

Pesticide Storage: Store in a cool, dry place. Protect from freezing.

Pesticide Disposal And Container Disposal: Non-refillable container. Do not reuse or refill this container. **If empty:** Place in trash or offer for recycling, if available.

If partially filled: call your local solid waste agency for disposal instructions. Never place unused product down any indoor or outdoor drain.

LIMITED WARRANTY AND LIMITATION OF DAMAGES

Seller warrants that the material conforms to the chemical parameters of the US EPA registration and the label. Seller makes no warranty to the extent consistent with applicable law, express or implied, other than indicated on the label. Buyer and user assume all risk of use and handling of this material when such use and handling are contrary to the label directions. To the extent consistent with applicable law any damages arising from a breach of this warranty shall be limited to direct damages and shall not include consequential commercial damages such as loss of profit or values.



Recyclable Package

EPA Reg. No. 83399-9

EPA Est. No. 68669-NC-1

©2014 Ceva Animal Health, LLC
4/14



8735 Rosehill Road
Lenexa, KS 66215

SATISFACTION
Guaranteed

Ceva Animal Health, LLC will supply
replacement product or your money back.

56469